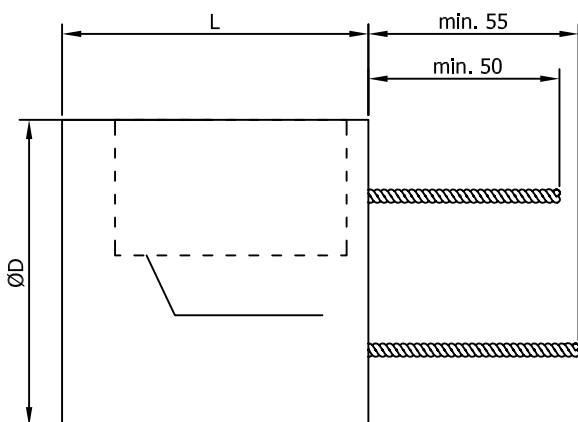


## Kondensator AUDIO AUDIO Capacitor



Pojemność znamionowa Rated capacitance	Tolerancja pojemności Capacitance tolerance	Wymiary / Dimensions	
		D+1	L+3/-2
$\mu F$	%	mm	mm

str. 2 / page 2

Dane Techniczne / Technical data:

Napięcie znamionowe  
Rated voltage 250VDC

Tg kąta stratności  
Dissipation factor <0,0035 @ 1kHz

Kategoria klimatyczna  
Climatic category 25/70/21

Wymiary  
Dimensions zgodnie z tabelą  
acc. to table

(Uwagi/Notes)

1. Wyrób spełnia wymagania Dyrektywy RoHS (2011/65/WE).  
This product fulfils the requirements of the RoHS Directive (2011/65/EC).

Description:

The KPAL-04 capacitors are made on the basis of paper and polypropylene dielectric films in a specially designed configuration. The capacitor section is impregnated with the use of a unique vacuum-based technology. The capacitor electrodes consist of solid aluminium foil. These capacitors feature housings formed from insulating resin paper tubes, terminals made of twisted tinned copper wire 2x0,8mm, and self-extinguishing potting compound of flammability class V0.

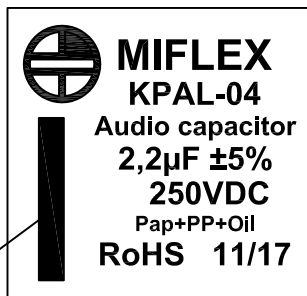
High quality and durability of the capacitors is assured by the use of carefully selected materials, production technology, as well as testing and measuring methods.

These capacitors are designed for use in audio equipment. The design of the capacitors and used technology during the production minimize the parasitic impedance components: inductance and resistance, resulting in improved quality of sound in a given audio system.


The capacitors are subjected to a series of specific tests and measurements, including a unique test using pulses of increased current amplitude and frequency of 22kHz.

The KPAL-04 capacitors can be used in d.c. and a.c. circuits within the temperature range of their climatic category. The d.c. voltage value or a.c. voltage amplitude should not exceed the specified rated voltage.

PRZYKŁADOWY NADRUK  
PRINTING LAYOUT EXAMPLE



Oznakowanie okładziny zewnętrznej - krótsze wyprowadzenie / Marking of the outer electrode - shorter terminal



**MIFLEX SA**

ZAKŁADY PODZESPOŁÓW RADIOWYCH  
99-300 KUTNO, ul.GRUNWALDZKA 3

Telefon: +48 24 355 11 00

Fax: +48 24 355 11 88

e-mail: miflexsa@miflex.com.pl

Data aktualizacji/Revision date  
26.09.2019

Index: KPAL..

Strona/Page  
1/2

## Kondensator AUDIO AUDIO Capacitor

Kod EPD Ordering code	Pojemność znamionowa Rated capacitance	Tolerancja pojemności Capacitance tolerance	Wymiary / Dimensions	
			D+1	L+3/-2
-	$\mu\text{F}$	%	mm	mm
KPAL04F347...	0,047	J - $\pm 5\%$ K - $\pm 10\%$	20	40
KPAL04F356...	0,056			
KPAL04F368...	0,068			
KPAL04F382...	0,082			
KPAL04F410...	0,10		20	50
KPAL04F412...	0,12			
KPAL04F415...	0,15		22	50
KPAL04F418...	0,18			
KPAL04F422...	0,22		24	50
KPAL04F427...	0,27			
KPAL04F433...	0,33		26	50
KPAL04F439...	0,39			
KPAL04F447...	0,47		30	50
KPAL04F456...	0,56			
KPAL04F468...	0,68		36	50
KPAL04F482...	0,82			
KPAL04F510...	1,0		44	50
KPAL04F512...	1,2			
KPAL04F515...	1,5		40	70
KPAL04F518...	1,8			
KPAL04F520...	2,0		44	70
KPAL04F522...	2,2			
KPAL04F527...	2,7		50	70
KPAL04F530...	3,0			
KPAL04F533...	3,3		76	70
KPAL04F539...	3,9			
KPAL04F540...	4,0			
KPAL04F547...	4,7			
KPAL04F556...	5,6		86	70
KPAL04F560...	6,0			
KPAL04F568...	6,8			
KPAL04F582...	8,2			
KPAL04F590...	9,0		86	125
KPAL04F610...	10,0			
KPAL04F615...	15,0	96	125	
KPAL04F618...	18,0			

Istnieje możliwość uzgodnienia innych pojemności oraz długości i rodzaju wyprowadzeń.

Other capacitance values and terminal lengths and types can be agreed upon request.



**MIFLEX SA**

ZAKŁADY PODZESPOŁÓW RADIOWYCH  
99-300 KUTNO, ul.GRUNWALDZKA 3

Telefon: +48 24 355 11 00

Fax: +48 24 355 11 88

e-mail: miflexsa@miflex.com.pl

Index: KPAL...

Data aktualizacji/Revision date  
26.09.2019

Strona/Page  
2/2