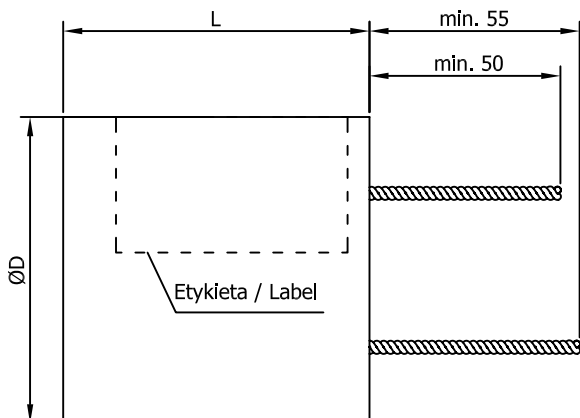


Kondensator AUDIO AUDIO Capacitor



Pojemność znamionowa Rated capacitance	Tolerancja pojemności Capacitance tolerance	Wymiary / Dimensions	
		D+1	L+3/-2
μF	%	mm	mm
str. 2 / page 2			

Dane Techniczne / Technical data:

Napięcie znamionowe 600VDC

Rated voltage

Tg kąta stratności <0,0035 @ 1kHz

Dissipation factor

Kategoria klimatyczna 25/70/21

Climatic category

Wymiary zgodnie z tabelą

Dimensions acc. to table

(Uwagi/Notes)

1. Wyrób spełnia wymagania Dyrektywy RoHS (2011/65/WE).

This product fulfils the requirements of the RoHS Directive (2011/65/EC).

Description:

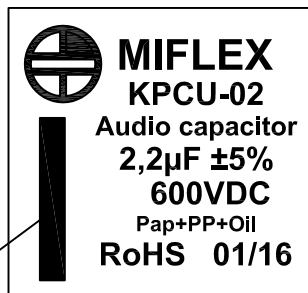
The KPCU-02 capacitors are made on the basis of paper and polypropylene dielectric films in a specially designed configuration. The capacitor section is impregnated with the use of a unique vacuum-based technology. The capacitor electrodes consist of solid copper foil. These capacitors feature housings formed from insulating resin paper tubes, terminals made of twisted copper wire 2x0,8mm, and self-extinguishing potting compound of flammability class V0. High quality and durability of the capacitors is assured by the use of carefully selected materials, production technology, as well as testing and measuring methods.

These capacitors are designed for use in audio equipment. The design of the capacitors and used technology during the production minimize the parasitic impedance components: inductance and resistance, resulting in improved quality of sound in a given audio system.


The capacitors are subjected to a series of specific tests and measurements, including a unique test using pulses of increased current amplitude and frequency of 22kHz.

The KPCU-02 capacitors can be used in d.c. and a.c. circuits within the temperature range of their climatic category. The d.c. voltage value or a.c. voltage amplitude should not exceed the specified rated voltage.

PRZYKŁADOWY NADRUK
PRINTING LAYOUT EXAMPLE



Oznakowanie okładziny zewnętrznej - krótsze wyprowadzenie / Marking of the outer electrode - shorter terminal



 **MIFLEX SA**

ZAKŁADY PODZESPOŁÓW RADIOWYCH

99-300 KUTNO, ul.GRUNWALDZKA 3

Telefon: +48 24 355 11 00

Fax: +48 24 355 11 88

e-mail: miflexsa@miflex.com.pl

Index: KPCU...

Data aktualizacji/Revision date

26.09.2019

Strona/Page

1/2

Kondensator AUDIO AUDIO Capacitor

Kod EPD Ordering code	Pojemność znamionowa Rated capacitance	Tolerancja pojemności Capacitance tolerance	Wymiary / Dimensions		
			D+1	L+3/-2	
-	μF	%	mm	mm	
KPCU02H322...	0,022	J - $\pm 5\%$ K - $\pm 10\%$	18	40	
KPCU02H327...	0,027		20		
KPCU02H333...	0,033				
KPCU02H339...	0,039				
KPCU02H347...	0,047				
KPCU02H356...	0,056				
KPCU02H368...	0,068			22	
KPCU02H382...	0,082			24	
KPCU02H410...	0,1			26	50
KPCU02H412...	0,12				
KPCU02H415...	0,15				
KPCU02H418...	0,18				
KPCU02H422...	0,22				
KPCU02H427...	0,27				
KPCU02H433...	0,33		30		
KPCU02H439...	0,39				
KPCU02H447...	0,47				
KPCU02H456...	0,56		36		
KPCU02H468...	0,68		44	70	
KPCU02H482...	0,82				
KPCU02H510...	1,0				
KPCU02H512...	1,2				
KPCU02H515...	1,5				
KPCU02H518...	1,8				
KPCU02H520...	2,0				
KPCU02H522...	2,2				
KPCU02H527...	2,7				
KPCU02H530...	3,0		40		
KPCU02H533...	3,3		44		
KPCU02H539...	3,9		50		
KPCU02H540...	4,0		50		
KPCU02H547...	4,7		76		
KPCU02H556...	5,6		76		
KPCU02H560...	6,0	86	125		
KPCU02H568...	6,8				
KPCU02H582...	8,2				
KPCU02H590...	9,0				
KPCU02H610...	10,0	86			
KPCU02H612...	12,0	96			
KPCU02H615...	15,0	102			
KPCU02H616...	16,0	96			
KPCU02H618...	18,0	102			
		96		210	
		102		220	
				260	
			270		
			310		

Istnieje możliwość uzgodnienia innych pojemności oraz długości i rodzaju wyprowadzeń.

Other capacitance values and terminal lengths and types can be agreed upon request.



MIFLEX SA

ZAKŁADY PODZESPOŁÓW RADIOWYCH
99-300 KUTNO, ul.GRUNWALDZKA 3

Telefon: +48 24 355 11 00

Fax: +48 24 355 11 88

e-mail: miflexsa@miflex.com.pl

Index: KPCU...

Data aktualizacji/Revision date
26.09.2019

Strona/Page
2/2