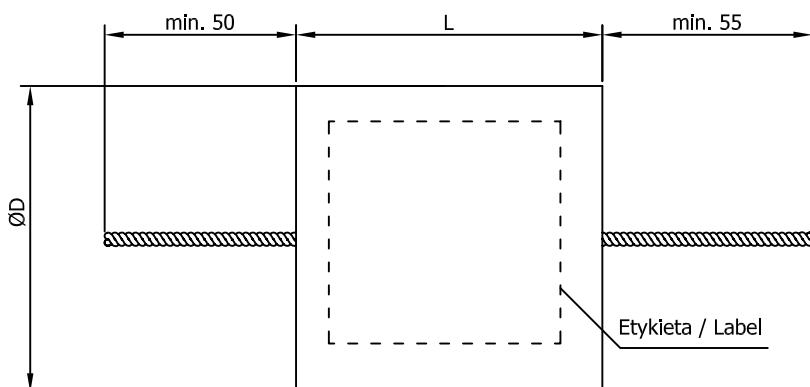


Kondensator AUDIO AUDIO Capacitor



Pojemność znamionowa Rated capacitance	Tolerancja pojemności Capacitance tolerance	Wymiary / Dimensions	
		D+1	L+3/-2
μF	%	mm	mm

str. 2 / page 2

Dane Techniczne / Technical data:

Napięcie znamionowe
Rated voltage 600VDC

Tg kąta stratności
Dissipation factor <0,0035 @ 1kHz

Kategoria klimatyczna
Climatic category 25/70/21

Wymiary
Dimensions zgodnie z tabelą
acc. to table

(Uwagi/Notes)

1. Wyrób spełnia wymagania Dyrektywy RoHS (2011/65/WE).
This product fulfils the requirements of the RoHS Directive (2011/65/EC).

Description:

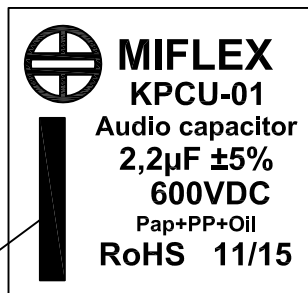
The KPCU-01 capacitors are made on the basis of paper and polypropylene dielectric films in a specially designed configuration. The capacitor section is impregnated with the use of a unique vacuum-based technology. The capacitor electrodes consist of solid copper foil. These capacitors feature housings formed from insulating resin paper tubes, terminals made of twisted copper wire 2x0,8mm, and self-extinguishing potting compound of flammability class V0. High quality and durability of the capacitors is assured by the use of carefully selected materials, production technology, as well as testing and measuring methods.

These capacitors are designed for use in audio equipment. The design of the capacitors and used technology during the production minimize the parasitic impedance components: inductance and resistance, resulting in improved quality of sound in a given audio system.

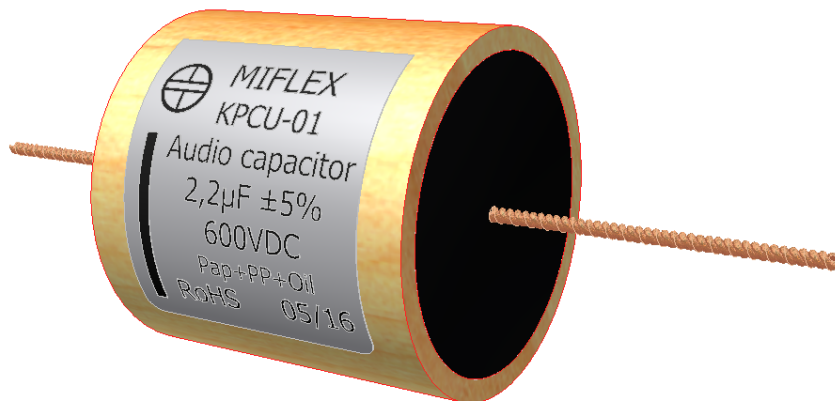
The capacitors are subjected to a series of specific tests and measurements, including a unique test using pulses of increased current amplitude and frequency of 22kHz.

The KPCU-01 capacitors can be used in d.c. and a.c. circuits within the temperature range of their climatic category. The d.c. voltage value or a.c. voltage amplitude should not exceed the specified rated voltage.

PRZYKŁADOWY NADRUK PRINTING LAYOUT EXAMPLE



Oznakowanie okładziny zewnętrznej - krótsze wyprowadzenie / Marking of the outer electrode - shorter terminal



MIFLEX SA

ZAKŁADY PODZESPOŁÓW RADIOWYCH
99-300 KUTNO, ul.GRUNWALDZKA 3

Telefon: +48 24 355 11 00

Fax: +48 24 355 11 88

e-mail: miflexsa@miflex.com.pl

Index: KPCU...

Data aktualizacji/Revision date
18.06.2020

Strona/Page
1/2

Kondensator AUDIO AUDIO Capacitor

Kod EPD Ordering code	Pojemność znamionowa Rated capacitance	Tolerancja pojemności Capacitance tolerance	Wymiary / Dimensions		
			D+1	L+3/-2	
-	μF	%	mm	mm	
KPCU01H322...	0,022	J - $\pm 5\%$ K - $\pm 10\%$	18	40	
KPCU01H327...	0,027		20		
KPCU01H333...	0,033				
KPCU01H339...	0,039				
KPCU01H347...	0,047				
KPCU01H356...	0,056				
KPCU01H368...	0,068			22	
KPCU01H382...	0,082			24	
KPCU01H410...	0,1			50	
KPCU01H412...	0,12				26
KPCU01H415...	0,15				
KPCU01H418...	0,18				
KPCU01H422...	0,22				
KPCU01H427...	0,27				
KPCU01H433...	0,33				
KPCU01H439...	0,39				
KPCU01H447...	0,47		44		
KPCU01H456...	0,56		70		
KPCU01H468...	0,68			40	
KPCU01H482...	0,82				
KPCU01H510...	1,0			44	
KPCU01H512...	1,2			50	
KPCU01H515...	1,5			125	
KPCU01H518...	1,8				
KPCU01H520...	2,0				76
KPCU01H522...	2,2				
KPCU01H527...	2,7				
KPCU01H530...	3,0				
KPCU01H533...	3,3				
KPCU01H539...	3,9				
KPCU01H540...	4,0		96		
KPCU01H547...	4,7		210		
KPCU01H556...	5,6			86	
KPCU01H560...	6,0				
KPCU01H568...	6,8				
KPCU01H582...	8,2				
KPCU01H590...	9,0				
KPCU01H610...	10,0	96			
KPCU01H612...	12,0	102			
KPCU01H615...	15,0			220	
KPCU01H616...	16,0			260	
KPCU01H618...	18,0		270		
			310		

Istnieje możliwość uzgodnienia innych pojemności oraz długości i rodzaju wyprowadzeń.

Other capacitance values and terminal lengths and types can be agreed upon request.



MIFLEX SA

ZAKŁADY PODZESPOŁÓW RADIOWYCH
99-300 KUTNO, ul.GRUNWALDZKA 3

Telefon: +48 24 355 11 00

Fax: +48 24 355 11 88

e-mail: miflexsa@miflex.com.pl

Index: KPCU...

Data aktualizacji/Revision date
18.06.2020

Strona/Page
2/2