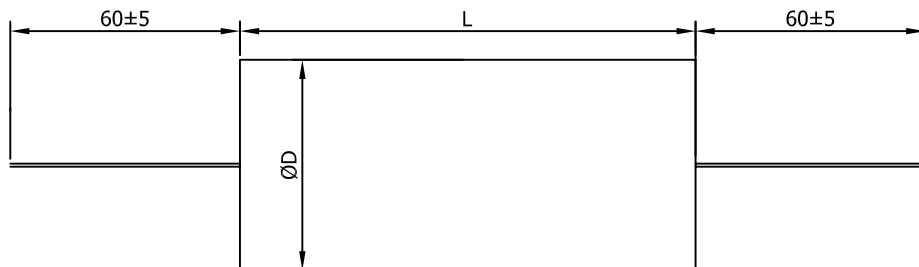
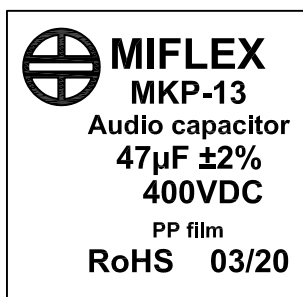


AUDIO CAPACITOR



PRINTING LAYOUT EXAMPLE



Technical data:

Rated voltage	400VDC
Dissipation factor	<0,0010 @ 1kHz
Climatic category	025/085/21/C
Dimensions	acc. to table


This product fulfils the requirements of the RoHS Directive (2011/65/EC).

Pojemność znamionowa Rated capacitance	Tolerancja pojemności Capacitance tolerance	Wymiary / Dimensions		
		D+1	L+3/-2	
µF	%	mm	mm	
0,1	±5%	8,3	16	
0,12		8,9		
0,15		9,8		
0,18		10,5		
0,22		9,7		
0,27		10,6		
0,33		11,5		
0,39		12,4		
0,47		13,4		
0,56		14,5		
0,68		11,9		
0,82		12,9		
1,0		14,0		22
1,2		12,6		
1,5	13,5	30		
1,8	15,0			
2,2	16,5			
2,7	16,5	34		
3,3	18,0			
3,9	19,0			
4,7	21,0			
5,6	22,5			
6,8	±2% / ±5%	25,0	39	
8,2		24,5		
10,0		27,0		
12,0		27,0	44	
15,0		30,0		
18,0		30,0	61	
22,0		32,5		
25,0		34,5		
27,0		35,5		
33,0		39,0		
39,0	42,0			
47,0	45,5			

Other capacitance values and terminal lengths and types can be agreed upon request.

Description:

The MKP-13 capacitors, made from metallized polypropylene film, are designed for use in audio equipment. The design of the capacitors minimizes the parasitic impedance components: inductance and resistance, resulting in improved quality of sound in a given audio system. High quality and durability of the capacitors is assured by the use of carefully selected materials, production technology, as well as testing and measuring methods. These capacitors feature the use of a dielectric material with the property of self-healing during operation, impregnation of the capacitor element in oil, axial terminals made of tinned copper wire, cover in the form of special protective tape, and self-extinguishing potting compound of flammability class V0. The capacitors are furthermore subjected to a series of specific tests and measurements, including a unique test using pulses of increased current amplitude and frequency of 22kHz. The MKP-13 capacitors can be used in d.c. and a.c. circuits within the temperature range of their climatic category. The d.c. voltage value or a.c. voltage amplitude should not exceed the specified rated voltage.



ZAKŁADY PODZESPOŁÓW RADIOWYCH
99-300 KUTNO, ul.GRUNWALDZKA 3
Telefon: +48 24 355 11 00
Fax: +48 24 355 11 88
e-mail: miflexsa@miflex.com.pl

Index - MKP13...

Revision Date
19.06.2020

Page
1/1